



**FOR MEDIUM 6W TO 10W**

# TAIL LIFT

## CANTILEVER SERIES

# FTT-1500

# FTT-2000



### **Fleet Tail Lift Cantilever series FTT-2000 SERIES**

The FTT2000 series is the lift of choice for distribution transport. It is strong, durable and flexible in use.

We have many designs to suit with customers' needs with **lifting capacity 1500/2000 kg.** The platform is performed by 2 types of mechanic, Lifting and Tilting, so it can be used like a ramp. We provide both steel and aluminum platform.

- Head Office : 038-195-780, FAX: 038-195-782
- Sales : 081-809-1198, 094-323-9695
- Service : 080-236-3239
- Email : sales@fleet.co.th

**FLEET ENGINEERING COMPANY LIMITED.**  
223/39 Moo.3 Banbueng, Ban Bueng District,  
Chonburi 20170 THAILAND

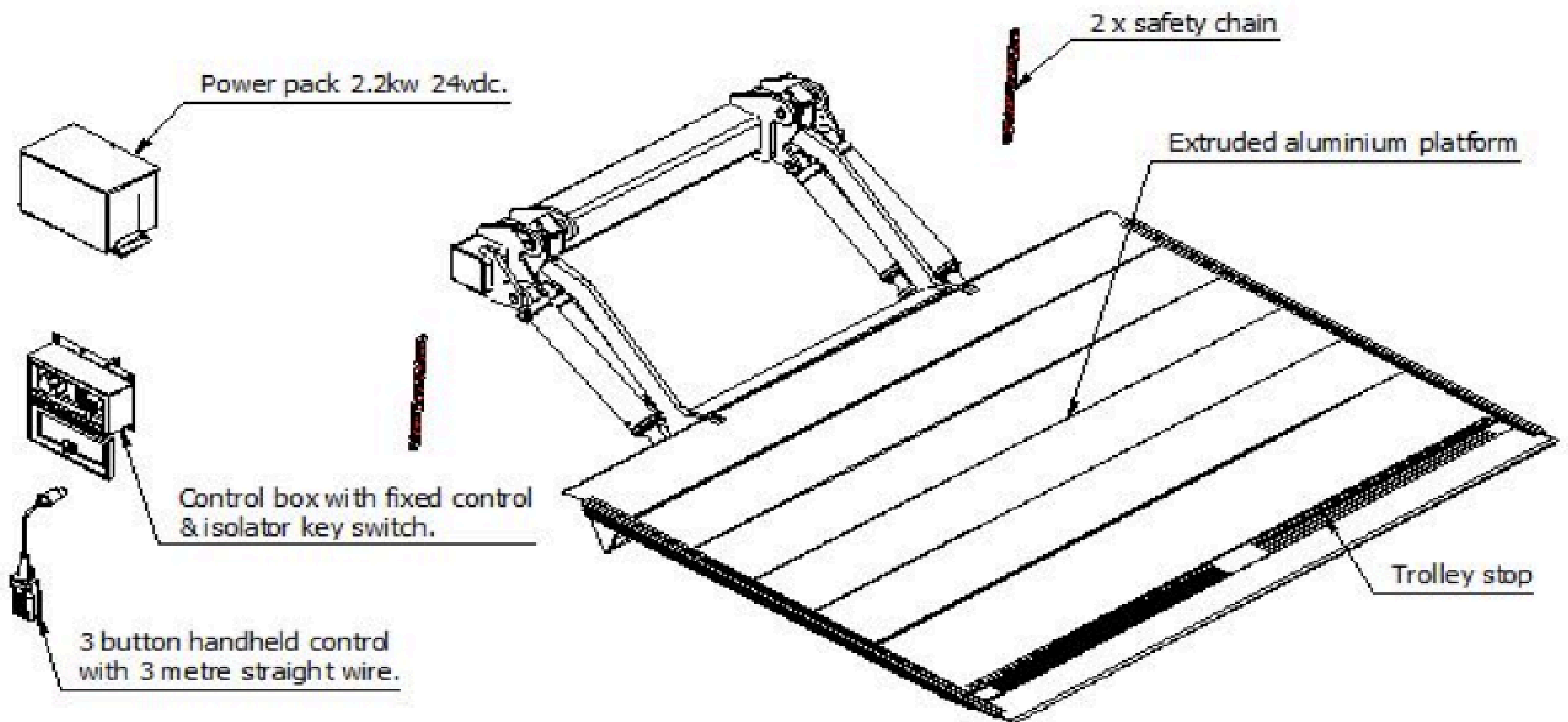


Line: @Fleet24

For More Information  
**www.fleet.co.th**








**\*\*\*AUTO LEVELING AT GROUND FLOOR\*\*\***

## OPERATION CONTROL

### The control box

This cantilever series is the most simple and convenient to use with only 2 buttons for operation (UP & DOWN) and cut-out switch for safety issue. The control box can be closed and locked BY key.



**Control unit without  
electronic components  
for ease of servicing**

### Remote

In addition, Fleet truly understands real-world operations. That's why we provide a 3-button remote with a plug-in power connection for greater convenience in use and prevent human error when lift and tilt (**Can not operate both Simultaneously.**)



### Aluminum Cart Stop

For ultimate safety, Fleet tail lifts are equipped with a Aluminum cart stop to prevent load falling down.



- Head Office : 038-195-780, FAX: 038-195-782
- Sales : 081-809-1198, 094-323-9695
- Service : 080-236-3239
- Email : sales@fleet.co.th

**FLEET ENGINEERING COMPANY LIMITED.**  
223/39 Moo.3 Banbueng, Ban Bueng District,  
Chonburi 20170 THAILAND

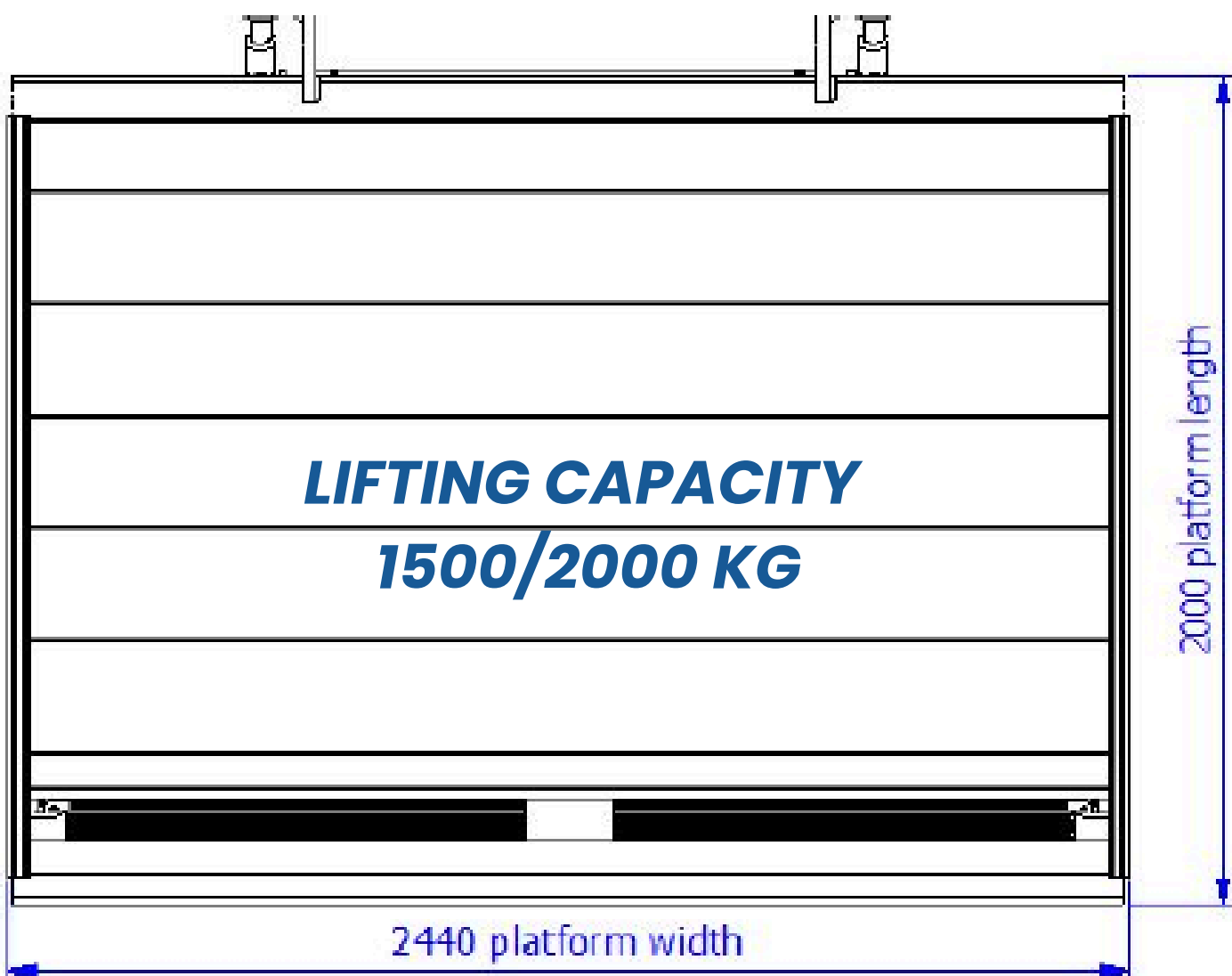
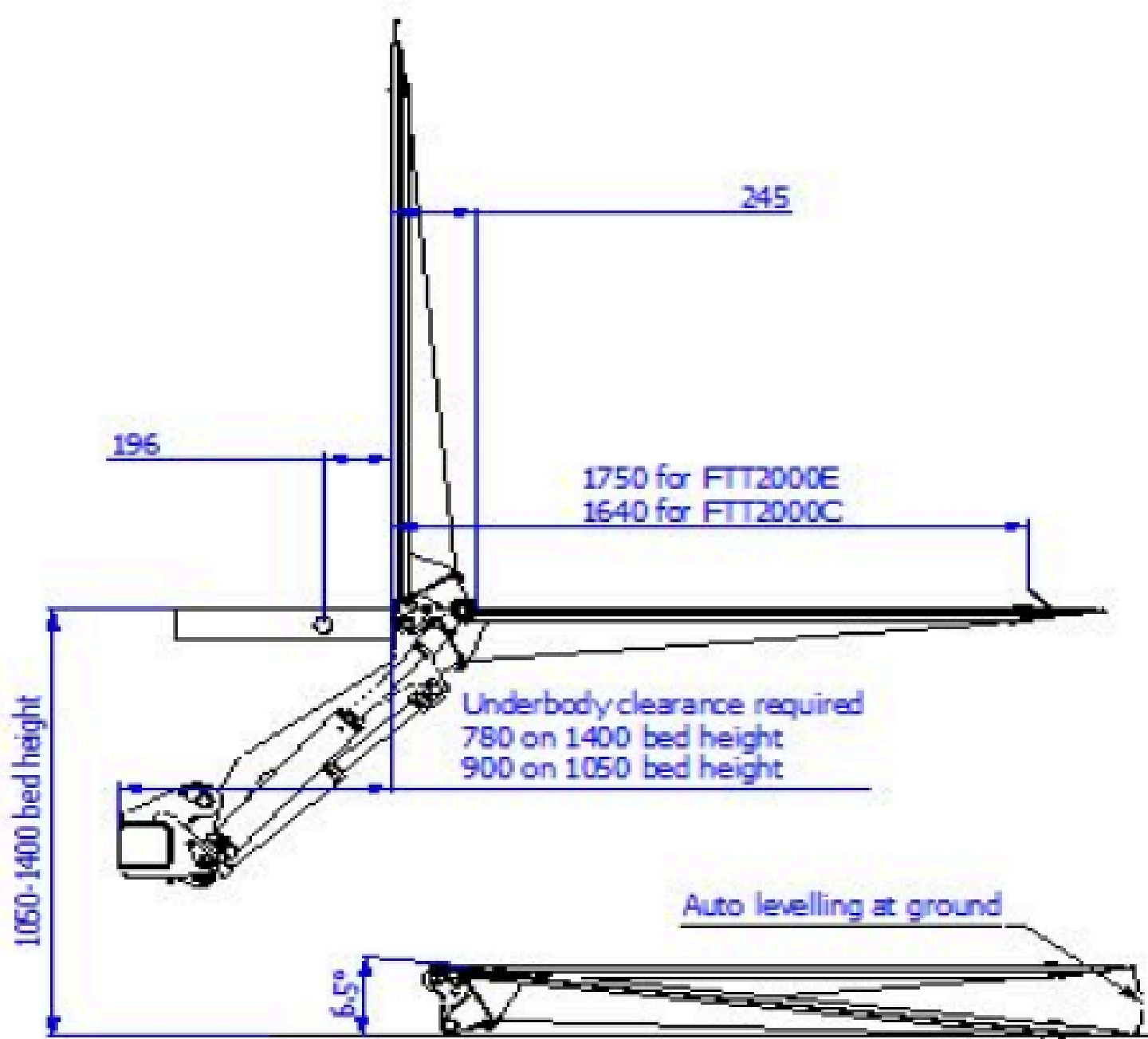


Line: @Fleet24

For More Information  
**www.fleet.co.th**







TECHNICAL DATA

Description	FTT-1500C	FTT-1500E	FTT-2000C	FTT-2000E	FTT2001C	FTT2001E
Lifting capacity (Kg)	1500		2000			
Suit to Truck	4W – Small 6W		Medium 6W – 10W		Semi-Trailer	
Fitting range (mm)	1050 - 1400		1050 - 1400		1400 - 1600	
Platform Material	Steel	Alu	Steel	Alu	Steel	Alu
Platform Dimension (mm)	2000 long x 2440 width					
Approx.Weight (Kg)	630	485	650	490	750	625
Cart stop	Standard option					



\*\*\*ACCESSORIES\*\*\*

We provide handrail that can fold when not use and tilt the platform. This handrail can make you work more safe



- Head Office : 038-195-780, FAX: 038-195-782
- Sales : 081-809-1198, 094-323-9695
- Service : 080-236-3239
- Email : sales@fleet.co.th



FLEET ENGINEERING COMPANY LIMITED.  
223/39 Moo.3 Banbueng, Ban Bueng District,  
Chonburi 20170 THAILAND



Line: @Fleet24

For More Information  
[www.fleet.co.th](http://www.fleet.co.th)

