



TAIL LIFT

CANTILEVER SERIES

FTT-1000

FOR LARGE 4W TO 10W



Fleet Tail Lift Cantilever series FTT-1000

FLEET Tilt Tail lift FTT-1000 is designed for Large 4W to 10W trucks. Making it more powerful to load by hand pallet trucks.

We have many designs to suit with customers' needs with **lifting capacity 1000 kg.** The platform is performed by 2 types of mechanic, Lifting and Tilting, so it can be used like a ramp. We provide both steel and aluminum platform.

- Head Office : 038-195-780, FAX: 038-195-782
- Sales : 081-809-1198, 094-323-9695
- Service : 080-236-3239
- Email : sales@fleet.co.th

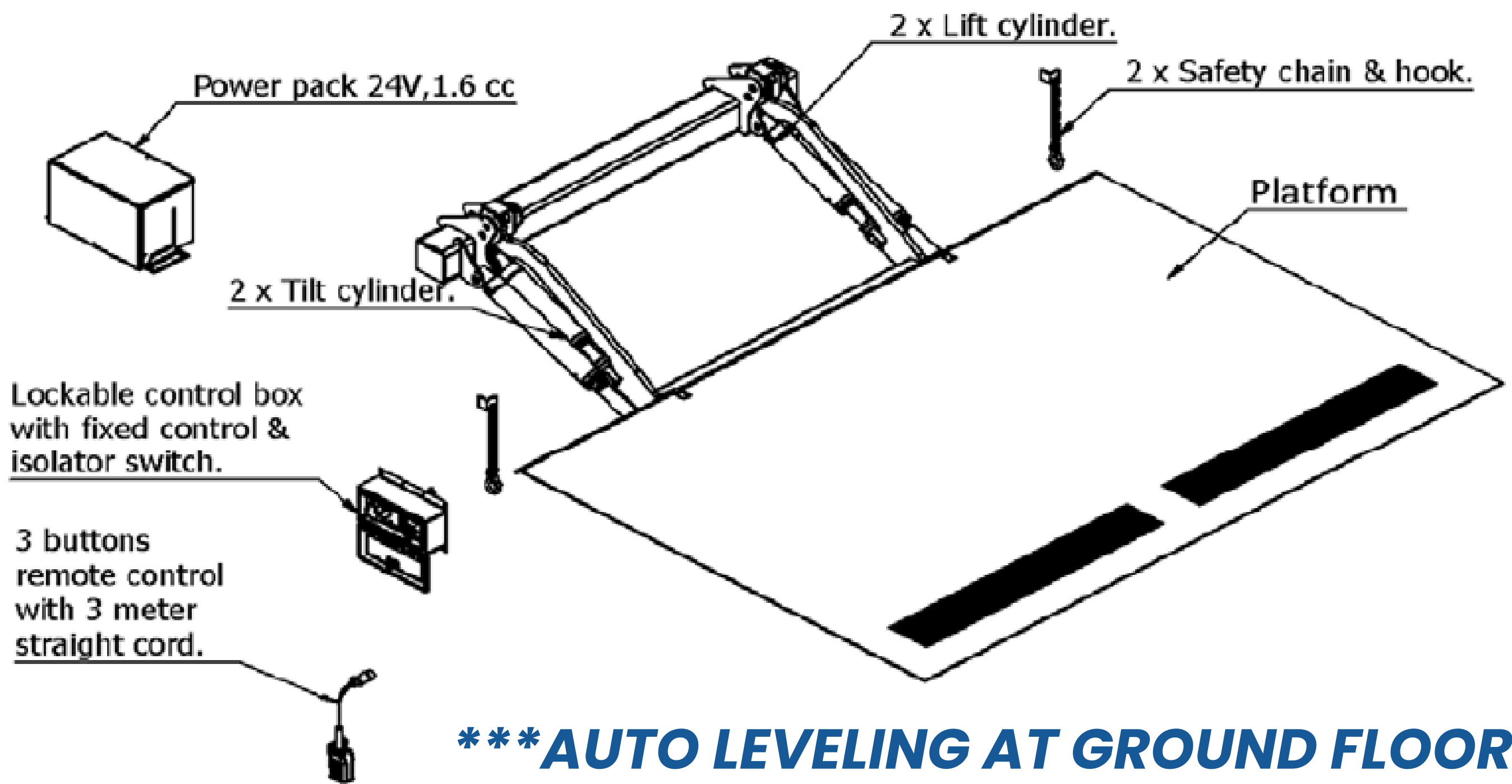
FLEET ENGINEERING COMPANY LIMITED.
223/39 Moo.3 Banbueng, Ban Bueng District,
Chonburi 20170 THAILAND



Line: @Fleet24

For More Information
www.fleet.co.th






OPERATION CONTROL

The control box

This cantilever series is the most simple and convenient to use with only 2 buttons for operation (UP & DOWN) and cut-out switch for safety issue. The control box can be closed and locked BY key.



Remote

In addition, Fleet truly understands real-world operations. That's why we provide a 3-button remote with a plug-in power connection for greater convenience in use and prevent human error when lift and tilt (**Can not operate both Simultaneously.**)



Aluminum Cart Stop

For ultimate safety, Fleet tail lifts are equipped with a Aluminum cart stop to prevent load falling down.



- Head Office : 038-195-780, FAX: 038-195-782
- Sales : 081-809-1198, 094-323-9695
- Service : 080-236-3239
- Email : sales@fleet.co.th

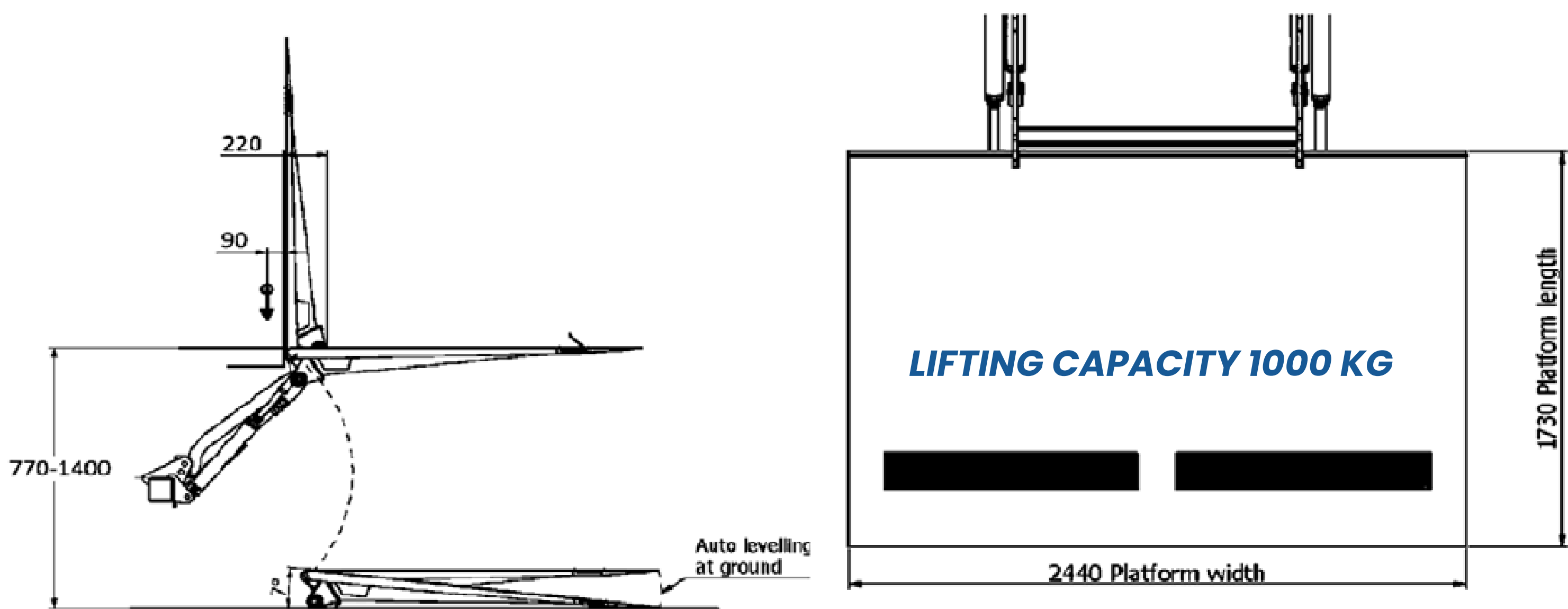
FLEET ENGINEERING COMPANY LIMITED.
223/39 Moo.3 Banbueng, Ban Bueng District,
Chonburi 20170 THAILAND



Line: @Fleet24

For More Information
www.fleet.co.th





TECHNICAL DATA

| | | | | |
|-------------------------|------------------------|-------------|-----------------|-----------|
| Description | FTT-1000CLB | FTT-1000ELB | FTT-1000C | FTT-1000E |
| Lifting capacity (Kg) | 1000 | | | |
| Suit to Truck | 4W – Small 6W | | Medium 6W – 10W | |
| Platform Material | Steel | Alu | Steel | Alu |
| Platform Dimension (mm) | 1730 long x 2440 width | | | |
| Approx.Weight (Kg) | 450 | 375 | 450 | 380 |
| Cart stop | Standard option | | | |



*****ACCESSORIES*****
*We provide handrail that can fold when not use and tilt the platform.
This handrail can make you work more safe*



- Head Office : 038-195-780, FAX: 038-195-782
- Sales : 081-809-1198, 094-323-9695
- Service : 080-236-3239
- Email : sales@fleet.co.th



FLEET ENGINEERING COMPANY LIMITED.
223/39 Moo.3 Banbueng, Ban Bueng District,
Chonburi 20170 THAILAND



Line: @Fleet24

For More Information
www.fleet.co.th

